



PERFORMANCES

MODELS	DUCT Ø mm	m³/h	l/s	Pa	A	W	dB (A)*
AXC 100 TP	100	211	58	263	0,127	27	36,1
AXC 125 TP	125	265	73	251	0,129	27	37,1
AXC 150 TP	150	415	115	301	0,290	65	38,1
AXC 160 TP	160	431	120	294	0,284	65	39,1

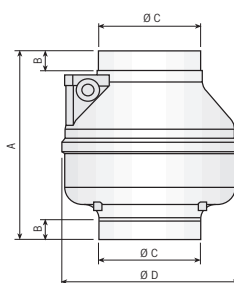
*LpA measured at 3m in open field 230V-50Hz.



Comply with ErP Directive 2009/125/CE and EU Regulation 1253/2014 (Classification: Residential Ventilation Unit).

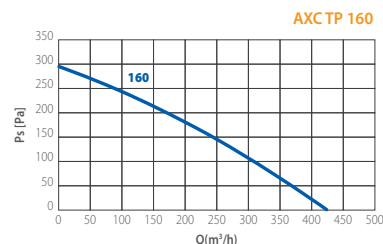
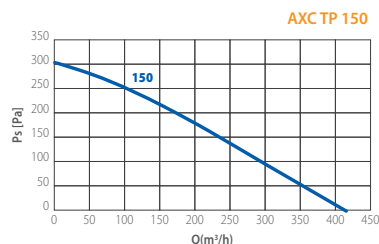
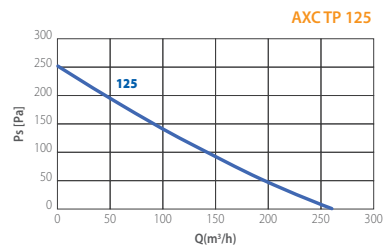
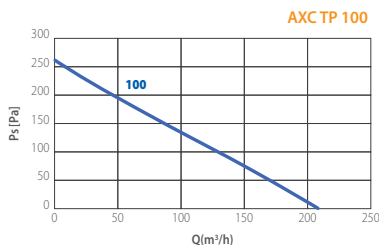
- Lightweight and silent
- Made in self-extinguishing V2 technopolymer
- Backward curved blades and ball bearing motor provided with thermal cut-out
- 4 models with Ø from 100 to 160 mm
- IMQ mark on models 150 and 160

DIMENSIONS (mm)



MODELS	A	B	Ø C	Ø D	Kg.
AXC 100 TP	238	25	98	212	1,5
AXC 125 TP	238	25	123	212	1,5
AXC 150 TP	232	28	147	253	2
AXC 160 TP	232	28	157	253	2

CURVES



INSTALLATION

